





GSAP tools	GSAP tools allow for...		Read&Write tools will also...
TOOLS FOR ALL STUDENTS			
Highlighter	<ul style="list-style-type: none"> The student uses this digital feature for marking desired text, items, or response options with a color. 	Highlighters 	<ul style="list-style-type: none"> Highlight and extract text from any Google document or webpage. Available colors including yellow, blue, green, and pink. Collect highlights by color or position in the original document and export them into a Google doc. Erase highlights from a page when you are done with them, by selecting highlights and clicking the broom icon or the eraser for drawing on PDFs.
Line Reader/ Line Reader Mask Tool/ Line Guide	<ul style="list-style-type: none"> The student is able to use this feature as a guide when reading text. 	Screen Masking 	<ul style="list-style-type: none"> Tint the screen, like an overlay, with the reading light line which can be moved up and down the screen using your mouse. Make the mask color opacity dark to hide answer options. Adjust the size of the reading light height to reveal one line of text or more.
Mark for Review/Flag for Review Sticky Note	<ul style="list-style-type: none"> The student can flag items for future review during the assessment. The student can use this feature track a single line of text while reading. The student uses this feature to take notes within a test question. 	Pushpin Annotations PDF Comment 	<ul style="list-style-type: none"> Allows for insertion of notes on your PDF. Leaves a red pushpin icon wherever the annotation was made. Can be used to indicate a need for further review or bookmarking as well as for indicating main idea, details, key words, evidence, and rereading. PDF Comment can be used in the same way and for the same reasons as Pushpin Annotations.

GSAP tools	GSAP tools allow for...		Read&Write tools will also...
TOOLS FOR STUDENTS WITH IEP, 504, EL Plan			
Color Overlay	<ul style="list-style-type: none"> • Color overlays, templates, or place markers as presentation accommodations 	Screen Masking 	<ul style="list-style-type: none"> • Like an overlay with reading light turned off, you can customize the color, opacity and other options from the options menu.
Key Word Translation	<ul style="list-style-type: none"> • Allows for a physical word -to-word dictionary for English Learners that provides a direct translation of a common word/phrase to another common word/phrase is permitted. 	Translator 	<ul style="list-style-type: none"> • Allow single words to be translated into 50+ languages. Many translations can also be speech-enabled.
Text to Speech Audio directions, text, and test items	<ul style="list-style-type: none"> • Text to Speech/Oral reading of English Language Arts (ELA) passages in English • <i>*In ELA only very few students with IEP, 504, or student intervention plan will receive this accommodation.</i> 	Text to Speech 	<ul style="list-style-type: none"> • Read text aloud with dual color highlighting using natural sounding male and female voices. International voices are available for speech-enabling other languages.
<p>*All GSAP information presented comes from 2019-202 Accessibility and Accommodations Manual. updated August 2019. All information is subject to change.</p>			