












LEAP tools	LEAP tools allow for...		Read&Write tools will also...
TOOLS FOR ALL STUDENTS			
Highlighter Tool 	<ul style="list-style-type: none"> The student uses this digital feature for marking desired text, items, or response options. Allows students to select text on the screen and highlight the selected text with a pink background. Eraser removes highlighting and striker marks from the screen. 	Highlighters  	<ul style="list-style-type: none"> Highlight and extract text from any Google document or webpage. Available colors including yellow, blue, green, and pink. Collect highlights by color or position in the original document and export them into a Google doc. Erase highlights from a page when you are done with them, by selecting highlights and clicking the broom icon or the eraser for drawing on PDFs.
General Masking Tool	<ul style="list-style-type: none"> Electronically cover up (mask) content that may be distracting, enabling the student to more easily focus their attention on a specific part of the screen. 	Screen Masking 	<ul style="list-style-type: none"> Tint the screen, like an overlay, with the reading light line which can be moved up and down the screen using your mouse. Make the mask color opacity dark to hide answer options. Adjust the size of reading light height to reveal one line of text or more.
Flag/Mark for Review  Sticky Note (Notepad)	<ul style="list-style-type: none"> Electronically flag or mark a question for review at a later point, if allowed by the test design. Electronically create and place a note on the screen where a short message can be typed for later reference. Multiple notes can be created for each item or passage. 	Pushpin Annotations  PDF Comment 	<ul style="list-style-type: none"> Allows for insertion of notes on your PDF. Leaves a red pushpin icon wherever the annotation was made. Can be used to indicate a need for further review or bookmarking as well as for indicating main idea, details, key words, evidence, and rereading. PDF Comment can be used in the same way and for the same reasons as Pushpin Annotations.

LEAP tools	LEAP tools allow for...		Read&Write tools will also...
TOOLS FOR ALL STUDENTS			
<p>Color Overlay</p> <p>Line Guide</p> 	<ul style="list-style-type: none"> A variety of background colors and font colors are available to make test questions easier to read with color overlay. The Line Guide is a movable, straightedge line within the online system that students may use to follow along with each line of text. 	<p>Screen Masking</p> 	<ul style="list-style-type: none"> Can be used as a color overlay with reading light turned off, you can customize the color, opacity and other options from the options menu. Turn the background color off and use the reading light as a line guide. Choose a color for the reading light and adjust reading light opacity and size.
ACCOMMODATIONS FOR STUDENTS WITH IEP, IAP, EL Plan			
<p>Text to Speech Audio</p> <p>(directions, text, and test items)</p>	<ul style="list-style-type: none"> The Text-to-Speech (TTS) function is available for students testing online who require that their test be read aloud. TTS allows students testing online to listen via headphones or speakers to test information displayed on the screen. Words and numbers, including test directions, questions, answer choices, and other information will be read aloud and can be repeated as necessary. 	<p>Text to Speech</p> 	<ul style="list-style-type: none"> Read text aloud with dual color highlighting using natural sounding male and female voices. International voices are available for speech-enabling other languages.
<p>*All LEAP information presented comes from LEAP 2025 Accommodations and Accessibility Features User Guide. All information is subject to change.</p>			